



S **MART WATCH**
Enjoy Your Smart Watch

Model: LPW-S104 Smart Watch User Manual



Heart Rate



IP68 Waterproof



Bluetooth Calling



Mood Monitoring

Note: Waterproof performance

The device is not suitable for diving or swimming in the sea; and not suitable for hot water baths, hot springs, saunas, etc

User Manual

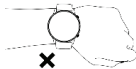
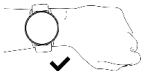
Notes:

1. The company reserves the right to modify the contents of this manual without prior notice. It is normal for some functions to vary in certain software versions.
2. Please charge this product using the provided cable for no less than 2 hours before use.
3. Before using the product, you need to connect the app to synchronize the time and set your personal information.
4. This product has an IP68 waterproof rating but is not suitable for deep-sea diving. Exposure to hot water, tea, or other corrosive liquids can damage the watch and will void the product warranty and free maintenance services.

How to wear

Please wear the device on your wrist correctly, about one finger from the carpal and adjust it to comfortable position. Below picture as reference.

Tip: Please wear the device a bit little tighter when heart rate monitor.



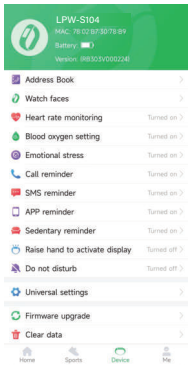
How to Download & Connect to APP

methods to download & install APP:

- A. Find the QR code on setting page. Turn on the watch, open "Settings—About—Download QR code", scan QR code to download and install "GloryFit" APP
- B. Scan below "GloryFit" QR code to download and install "GloryFit" APP
- C. Search "GloryFit" in App Store or Play Store to download and install "GloryFit" APP



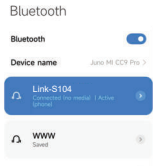
Open "GloryFit" and select "Add Device" on the device page, then follow the instructions on the screen.



How to connect to BT call feature

(1) Android phone: After the APP and the watch are successfully bound, it will automatically prompt whether to pair with the audio Bluetooth Link-S104, and you can directly pair it.

(2) iOS phone (iOS model system version 13 and above supports one-key connection prompt) and some Android mobile phones: After the APP is successfully bound to the watch, when using the phone function, you need to manually enter the phone settings—Bluetooth—Search audio Bluetooth Link-S104. Click to pair the audio Bluetooth Link-S104, and the phone function can be used normally only after the pairing is successful.



Tips:

- (1). Please upgrade the app to latest version to get a better experience.
- (2). Android 5.0 and iOS 9.0 or above system are compatible with the App.
- (3). For the first time connection with iPhone, "Pair" reminder will pop-up, click to pair, then incoming calls and instant messages will be pushed.
- (4). For the first time connection with Android, "Permissions" reminder will pop-up, please follow up the guidance and allow permissions to ensure all functions working properly.
- (5). To connect successfully, please turn on mobile phone's Bluetooth, GPS and network.
- (6). If the device cannot be searched or connected during use, please reset or turn off the watch to try again.

Operating Instructions

Setting Page:

Slide down from main page, go to shortcut page.




Information Page:

Slide up from main page.



Main Menu Page:

Slide right from the main page. You can change the menu styles by double click on upper button or change on setting page.



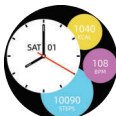
Shortcut Page:

Slide left from main page.



Quick Access To Change Watch Faces:

Long press the watch face on main page, slide left or right to choose watch faces.



Power on/off:

press and hold the upper button for 3 seconds on the dial interface.



Normal Operation:

press the upper side button to return back to previous page; On main page, press the upper side button to turn on/off the screen, and press the down side button to enter the exercise shortcut list.

Function Introductions



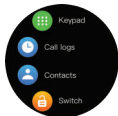
Sport Modes: 70 sport modes are supported.

More details can be viewed in APP.

Record daily steps, distance, and calories. More details can be viewed in app.



Status: Record the number of steps, distance, and calories for the day. More detailed information analysis and data records can be viewed in the APP.



Phone:

Dial: Connect the phone to dial out, you can make a call on the watch.

Call History: Record your call history.

Contacts: Contacts can be added synchronously on the APP.

Switch: BT Bluetooth switch, control phone call and media audio function.



Heart rate monitoring: measure the current heart rate value; the watch can record and display the heart rate value for 24 hours throughout the day, and automatically monitor the heart rate every 10 minutes. More detailed information analysis and data records can be viewed in the APP. (The value is for reference only and cannot be used as a medical basis).



Sleep: Record and display the total sleeping hours, deep sleep and light sleep of the previous night. More detailed information analysis and data records can be viewed in the APP.



Blood Pressure: Test the current blood pressure value, more detailed information analysis and data records can be viewed in the APP. (The value is for reference only and cannot be used as a medical basis).



Blood oxygen: test the current blood oxygen value; it monitors blood oxygen throughout the day, more detailed information analysis and data records can be viewed in the APP. (The value is for reference only and cannot be used as a medical basis).



SOS: You can add contacts in "SOS call" on the APP side.



Weather: Display the current weather conditions and the weather for the next 3 days. The weather information will be displayed once connecting to the APP. If the connection is disconnected for a long time, the weather information will not be updated.



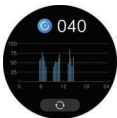
Music Control: After connecting to the mobile phone, you can click "play/pause/previous/next song" on the smart watch to control the music from mobile phone, and the volume can be adjusted.




Message Push: message reminders, sync notification push from your phone, save 8 latest message reminders.



Alarm: 8 alarm reminders can be set, the watch will vibrate and the screen will be bright.



Pressure: Measure the current pressure, the watch can record and display the pressure value 24 hours a day. More detailed information analysis and data records can be viewed in the APP. (Values are for reference only and cannot be used as medical basis).



Mood: Test the current mood. More detailed information analysis and data records can be viewed in the APP. (The values are for reference only and cannot be used as medical basis).



Respiratory Rate: Measure the current respiratory rate. (Values are for reference only and cannot be used as medical basis).



Breathing Training: You can set the breathing rhythm and time, and follow the training prompts to complete the breathing training.



Games: Bird game/Numbers klotski.



Voice Assistant: Double-click the down button to enter the voice assistant, click the voice assistant, according to the voice assistant "word" of phone (such as: Xiaoai, Xiaoyi) to wake up the phone function. (Note: The watch needs to be connected to the mobile phone via Bluetooth before it can be used).



Other Functions: Stopwatch/ Flashlight/Timer/Find phone/Calculator.



Sound Setting: Turn on/off entertainment sound: play music/ watch videos from wechat moments, watch TV/movies etc, control the watch play sound.(The main control is the third-party playback sound)Ringtone for incoming calls: control whether the sound of the watch is on or off.



Setting: Dial/Menu view/ Brightness/Sound settings/About/Power off, Reset/App Download/Password lock.

Other Functions:

Find watch, 12/24h time system, sedentary reminder, low battery reminder, incoming call reminder, online dial/custom dial, unit setting, turning the wrist to brighten the screen, female menstrual period reminder, goal achievement reminder.

Charging:

Attach the charging cable to the watch charging port, ensuring the metal pins fully connected.

Please use the correct charging adapters which are 5V 0.5A above.

Note: If smart watch can not be powered on after being left unused for long time, please clean up the charging metal pins to make sure connecting well.



Insight Firm
LINK-TECH TRADING COMPANY LIMITED
FLAT 60A, 6/F, FOOK CHONG BUILDING 63 HUI YUEN
ROAD, KWUN TONG, KOWLOON, HONG KONG
TEL: 3114 7967

Specification

Waterproof Level	IP68
Material	Zinc alloy (sandblasted + PVD vacuum plating)
Chipset	Realtek8763EW
Display Style	AMOLED
Display Resolution	466×466
Display Size	1.43-inch
Touch Panel	Full touch screen
Screen Cover	2.5D high-hardness glass
Bluetooth Version	BLE5.2 / BT3.0
Heart Rate Sensor	VP60A1+9201
G-Sensor	STK8321
Memory (ROM+RAM)	RAM 578kB + ROM 640kB / FLASH 128MB
Speaker	Yes (Waterproof Speaker)
Microphone	Yes
Back Case	PC, texturing injection molding + overmolding lens cover
Charging Method	Magnetic charging
Battery Type	Polymer
Battery Capacity	280mAh 3.8V
Standby Time	15 days
Usage Time	3-5 days